


SUPPLIES AND ACCESSORIES

Ensure the best printing results and a hassle-free experience with these handy accessories.

Included:




Tube cutter (PA-TC-001)

Cuts the tubes into the specified length



Ink ribbon (TR-100BK)

100m black ink ribbon used for tube printing.



Cleaner (PA-CL-001)

Cleans the tube to ensure surface is dirt-free before printing.



TZe tapes

Suitable for both office and industrial use, our TZe standard laminated tapes are weatherproof, waterproof and resistant to wear and tear.



Conveyance rollers

(PA-RL-001, PA-RL-002 & PA-RL-003)

Ensures tubes move smoothly through the machine.

Optional Add-on:



Rechargeable Li-ion Battery (PA-BT-4000Li) & Battery Base (PA-BB-003)

Keep your printer fully powered when unplugged with the rechargeable battery.

SPECS & COMPARISONS

Two models with powerful strengths and features.

	PT-E800T	PT-E850TKW
Tube		
Compatible Tube Diameter	2.5 - 6.5mm	
Supported Tube Type	PVC	
Max Print Height for Tube	6mm	
Tube Print Speed	40mm/sec	
Multi Line Printing for Tube	–	Up to 2 lines
Interface	USB only	
Label		
Tape Type	TZe, HGe, HSe (Heat Shrink Tube)	
Maximum Tape Width	Up to 36mm	
Label Print Resolution	360dpi	
Label Print Speed	60mm/sec	
Cutter	Auto and half cutter	
Multi Line Printing for Label	–	Up to 17 lines
Label Collection	–	Available in Brother iPrint and Label (Mobile app)
Interface	USB only	USB / Keyboard / WiFi
Brother iPrint&Label app Brother Mobile Cable Tool app	–	Yes
Multi Line Printing for Label	–	Up to 17 lines
General		
Machine Dimensions (W x D x H) mm	338 x 188 x 151	338 x 188 x 151 338 x 188 x 173 (with keyboard)
Tape Cassette (Included)	36mm Black on White 8m tape (TZe-261)	
Black Ink ribbon (Included)	100m (TR-100BK)	
Li-ion Battery (Optional)	PA-BT-4000Li	
Battery Base (Optional)	PA-BB-003	
AC Adapter (Included)	AD9100ESA	
Keyboard	–	Yes
Number of Built-in Symbols	–	465

P-touch

brother
at your side

**ENGINEERED
FOR ELECTRICIANS**
INDUSTRIAL TUBE PRINTER FOR
ELECTRICAL MARKING



AVAILABLE AT:

SINGHI SUPPLY SYNDICATE

Address: 54, Ezra Street, Space: D5/1, 1st Floor,

City & State: Kolkata, Bengal, India - 700001

Phone: +91 33 39851886, 39851827, 22343887

Mobile: +91 98366-20463, 98300-32306

Web Site: www.bizliwala.com / www.bizliwala.in

E-Mail: bizliwala@hotmail.com / pankaj@bizliwala.com

Introducing Brother's PT-E800T and PT-E850TKW.

Get the job done in no time with these robust industrial tube printers.



Twin Engines

Meet the first industrial printers with twin engines. With just one machine, you can print on tubes, labels of up to 36mm and other applications; including warning signs and tags.



Zero Fuss

Switch between tube and label printing without replacing or reinserting supplies. Need to replace worn-out parts? You can do it yourself in a few quick steps. It's that easy.



Perfectly Portable

Get the printer working wherever, whenever with the rechargeable Li-ion battery* and wireless capability.



PT-E800T



PT-E850TKW



Durable Labels

The printers are compatible with TZe tapes, the toughest auto-laminated labels in the market. Ideal for industrial use, TZe is resistant to water, grease and harsh weather conditions.



Maximum Printability

Print more on each label and ensure the legibility of your text with the benefit of additional printable height.



Compact Design

The keyboard can be placed directly on top of the printer, saving extra space on every workplace.

START PRINTING IN 3 SIMPLE WAYS. HERE'S HOW.

You can print from the keyboard, PC, or mobile app. It's as simple as it gets.

1 Print via keyboard (tube and label printing)



Design your tube or label print artwork from scratch. Alternatively, for ease of use, use the keyboard to select a template



Select print options via the printer's keyboard



Hit print

2 Print via PC (tube and label printing)



Use Brother Cable Label Tool software (for tube) or Brother P-touch Editor software (for label) to design your templates




Select print options on your PC



Send the file to print

3 Print via mobile (label printing only)



Design your label artwork on your mobile device using the Mobile Cable Tool or Brother iPrint & Label app



Select print options on the mobile app



Send the file to print

*The rechargeable Li-ion battery and battery base have to be purchased separately.